



**TAN ENG FEI**  
B.App.Sc. (SURV)(DIST)  
MSISY/MIS (AUST)  
PROFESSIONAL SURVEYOR  
REGISTERED SURVEYOR (SINGAPORE)

LEGEND:

- EB - denotes Electric Box
-  Palm Tree
-  Tree
- LOT BOUNDARY LINE

INSTRUCTIONS AND NOTES :

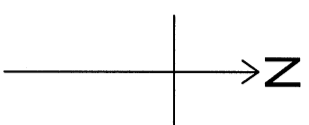
1. SURVEYED FOR M/S SINGAPORE LAND AUTHORITY ON 30.07.2007.
2. SVY21 Co-ordinates for Lot Boundaries are purchased from Singapore Land Authority dated 30.07.2007 and must be verified on site before adoption for use.
3. Information & details shown are correct at the time of survey and should be verified before use.
4. Position of TBMs shown are indicative only.
5. Enlargement of this drawing is discouraged.
6. This is NOT an Encroachment survey plan.

JOB TITLE :  
**TOPOGRAPHICAL SURVEY  
ON LOT 3602W MK 27  
AT BEDOK CLOSE  
(AREA=392.8 Sq m)**

DRAWING TITLE :  
**TOPOGRAPHICAL SURVEY PLAN**

CHECKED BY :	LAU LP	SCALE :	
DRAWN BY :	TAN SS		1:200
SURVEYED BY :	HO SC	SHEET NO. :	
DATE :	01.OCT.2007		

DRAWING NO. : WFT/1236/07/SLA/4



SVY 21 DATUM

